


# RECIPROC®

*one file endo*



**Single File**  
Root Canal Preparation



## **INSPIRED**

to find a simpler and safer way to successfully prepare a root canal, whilst complying with the highest quality requirements, VDW developed RECIPROC®.

**Forget about time-consuming instrument changes and work steps!**

It's possible to prepare even complex root canals with predictable results using just one instrument.



**RECIPROC<sup>®</sup>**  
*one file endo*



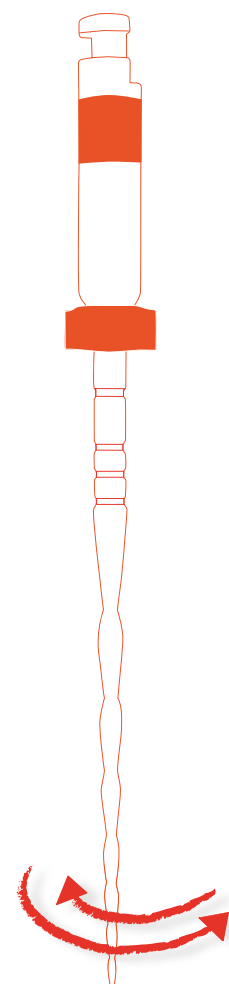
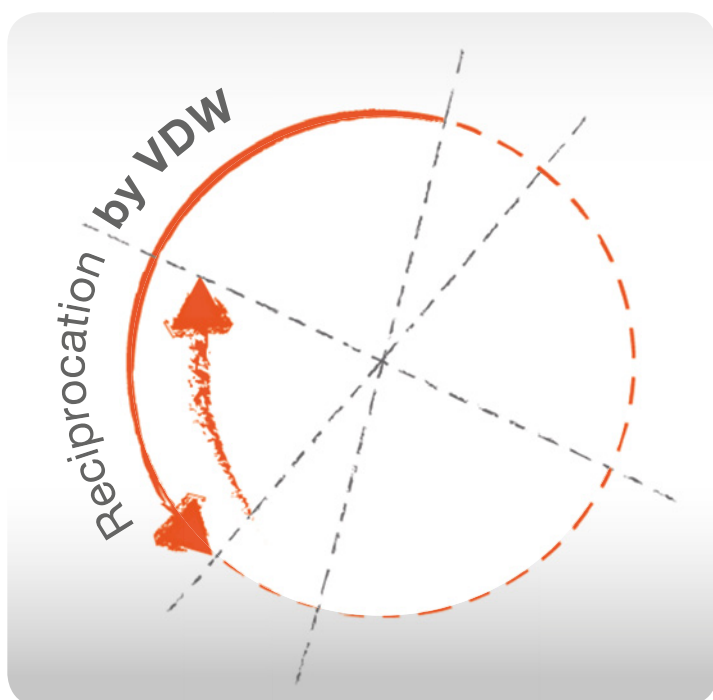
**Single File**  
Root Canal Preparation

**Discover how  
simplicity works.**





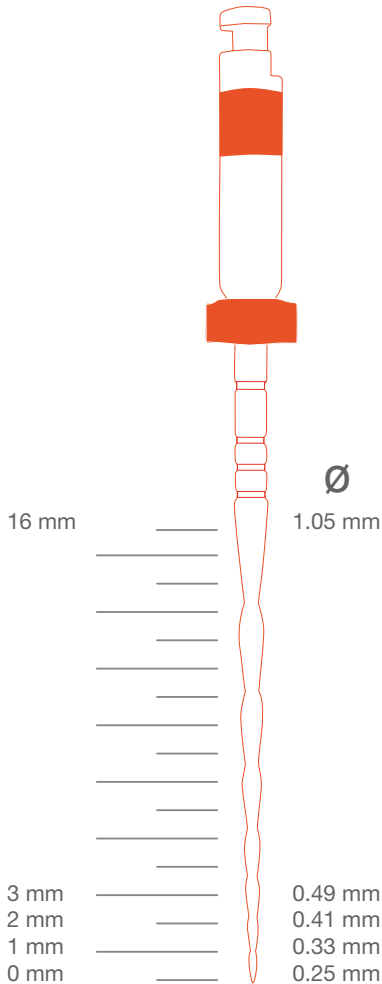
# The Reciprocating Movement



## **RECIPROC® – Root canal preparation with an innovative twist!**

The RECIPROC® instrument alternates between clockwise and counterclockwise rotation. Due to the fact that the rotation in the cutting direction is larger than the reverse rotation, the instrument advances towards the apex. The reciprocating movement relieves stress on the instrument and, therefore, reduces the risk of cyclic fatigue caused by tension and compression (De-Deus et al. 2010; Varela-Patiño et al. 2010). At the same time, reciprocation ensures that the instrument stays centred in the canal.

**The reciprocating movement allows root canals to be prepared with one single instrument.**



## A Specific Instrument Design

### An innovative instrument for a complete preparation

RECIPROC® instruments have been designed with diameters and tapers which give an optimal apical preparation in most cases according to the canal anatomy, and using just one instrument.

### A regressive taper for a preparation with no unnecessary loss of tooth substance

RECIPROC® instruments are slimmer at the end of the working part than most conical NiTi instruments of comparable diameter, preventing unnecessary loss of tooth substance in the coronal part.

### Proven cleaning ability

RECIPROC® cleans even severely curved canals (Bürklein et al. 2012).

### Suitable for preparation of severely curved and narrow canals

Also severely curved and narrow canals can be prepared with one RECIPROC® instrument.



Severely curved and narrow canals can be successfully prepared with R25. This instrument is specifically designed for such canal anatomies.



Radiographs:  
Prof. Ghassan Yared  
Ontario, Canada

## Retreatment of gutta-percha filling material and carrier-based obturators

RECIPROC® removes root filling material safely and efficiently.

### No hand filing in the majority of cases

“ [...] In reciprocation, clockwise and counterclockwise angles determine the amplitude of reciprocation, the right and left rotations. These angles, stored in the motor, are significantly lower than the angles at which the RECIPROC® instrument would usually fracture (if bound). When a reciprocating instrument binds in the canal, it will not fracture because it will never rotate past its specific angle of fracture. Therefore, the creation of a glide path to minimise binding is not required for the RECIPROC® instruments.

I want to introduce the notion of the path of least resistance. The reciprocation technique's centring ability together with the design of the RECIPROC® instrument and its increased cutting ability allows the RECIPROC® instrument to follow the existing and natural path of least resistance, which is the root canal. [...]

”

**Prof. Ghassan Yared**  
Ontario, Canada



Pioneer of reciprocating systems:  
Prof. Ghassan Yared

More information about  
glide path management on

▶ [www.RECIPROC.com](http://www.RECIPROC.com)



# RECIPROC®

## A successful concept for root canal preparation

### Easier than ever!

- No need to change instruments
- No additional enlargement of the root canal entrance
- No hand filing in the majority of cases
- Easy to learn\*

### Safer than ever!

- VDW RECIPROC® motors minimise the risk of instrument fracture thanks to their precise angles of reciprocation
- Greater resistance to cyclic fatigue and higher flexibility thanks to M-Wire® NiTi
- No risk of cross contamination and reduced risk of contaminating office personnel thanks to pre-sterilised, single-use instruments
- Less likelihood of procedural errors\*



## More time saving than ever!

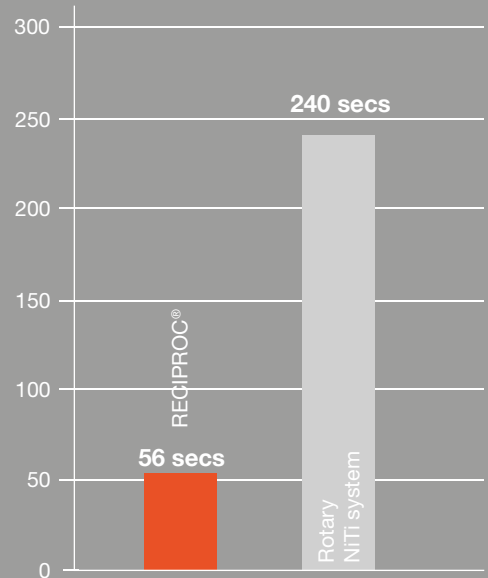
- Less work steps
- Reduced preparation time compared to rotary NiTi systems\*
- No cleaning or sterilisation thanks to single use

  
m-wire®  
nickel titanium



\* Source: Internal data, VDW Munich, 2010

Total preparation time\*  
Seconds

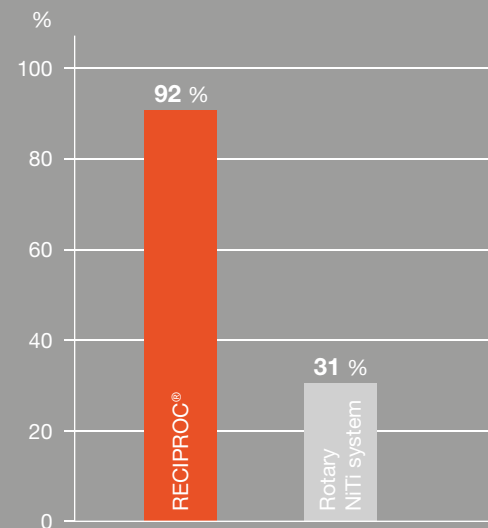


\* Checking patency, irrigating canal, changing instrument and preparing root canal

Test conducted on 520 resin blocks by 13 practitioners

Source: Internal data, VDW Munich, 2010

Percentage of users who, after a short training period, managed to prepare three consecutive canals under standard conditions without procedural errors



Test conducted on 520 resin blocks by 13 practitioners

Source: Internal data, VDW Munich, 2010

# RECIPROC® Product Range

## RECIPROC® Instruments



Blister pack of 6 instruments		21 mm	25 mm	31 mm	
R25	●	0212 021 025	0212 025 025	0212 031 025	
R40	●	0212 021 040	0212 025 040	0212 031 040	
R50	●	0212 021 050	0212 025 050	0212 031 050	
3 x R40, 3 x R50		0212 021 233	0212 025 233	0212 031 233	
Blister pack of 4 instruments		21 mm	25 mm	31 mm	
R25	●	0012 021 025	0012 025 025	0012 031 025	
2 x R25, 1 x R40, 1 x R50		0012 021 200	0012 025 200	-	

## GUTTAFUSION® for RECIPROC® Obturators

Blister of 6 obturators		1 blister	5 blisters	
R25	●	1531 000 025	1532 000 025	
R40	●	1531 000 040	1532 000 040	
R50	●	1531 000 050	1532 000 050	

## RECIPROC® Gutta-Percha

Box of 60 pieces		28 mm	
R25	●	0214 028 025	
R40	●	0214 028 040	
R50	●	0214 028 050	
40 x R25, 10 x R40, 10 x R50		0214 028 237	

## RECIPROC® Paper Points



Box of 144 pieces		29 mm	
R25	●	0216 029 025	
R40	●	0216 029 040	
R50	●	0216 029 050	
96 x R25, 24 x R40, 24 x R50		0216 029 237	

REF

### VDW.CONNECT Drive® Set Medium

1181 000 000

Cordless endo motor with iPad application for reciprocating and continuous rotary NiTi systems including 24 RECIPROC® instruments in 25 mm working length, RECIPROC® Paper Points and RECIPROC® Gutta-Percha



### VDW.GOLD®RECIPROC® + RECIPROC® System Kit

1173 025 611

Motor with integrated apex locator for reciprocating and continuous rotary NiTi systems including 12 RECIPROC® instruments in 25 mm working length, RECIPROC® Paper Points and RECIPROC® Gutta-Percha



### VDW.SILVER®RECIPROC® + RECIPROC® System Kit

1163 025 611

Motor for reciprocating instruments and continuous rotary NiTi systems including 12 RECIPROC® instruments in 25 mm working length, RECIPROC® Paper Points and RECIPROC® Gutta-Percha



### RECIPROC® System Kit 24

1213 025 000  
25 mm

- 2 Blister packs of 6 instruments R25, sterile
- 1 Blister pack of 6 instruments R40, sterile
- 1 Blister pack of 6 instruments R50, sterile
- Training model
- RECIPROC® Paper Points assorted, sizes R25, R40, R50, sterile
- RECIPROC® Gutta-Percha assorted, sizes R25, R40, R50
- User card, brochure, directions for use



### Interim Stand

0495

For quick chair-side storing and cleaning of root canal instruments



### Refills for the Interim Stand

0496

Foam discs  
55 pieces





 **RECIPROC**<sup>®</sup>  
*one file endo*

► [www.RECIPROC.com](http://www.RECIPROC.com)

 **VDW**<sup>®</sup>  **STERILE** **Look for the red dot.**  
Over 30 years' experience  
in sterile endo products.

**VDW GmbH**  
Bayerwaldstr. 15 • 81737 Munich • Germany  
Tel. +49 89 62734-0 • Fax +49 89 62734-304  
[www.vdw-dental.com](http://www.vdw-dental.com) • [info@vdw-dental.com](mailto:info@vdw-dental.com)